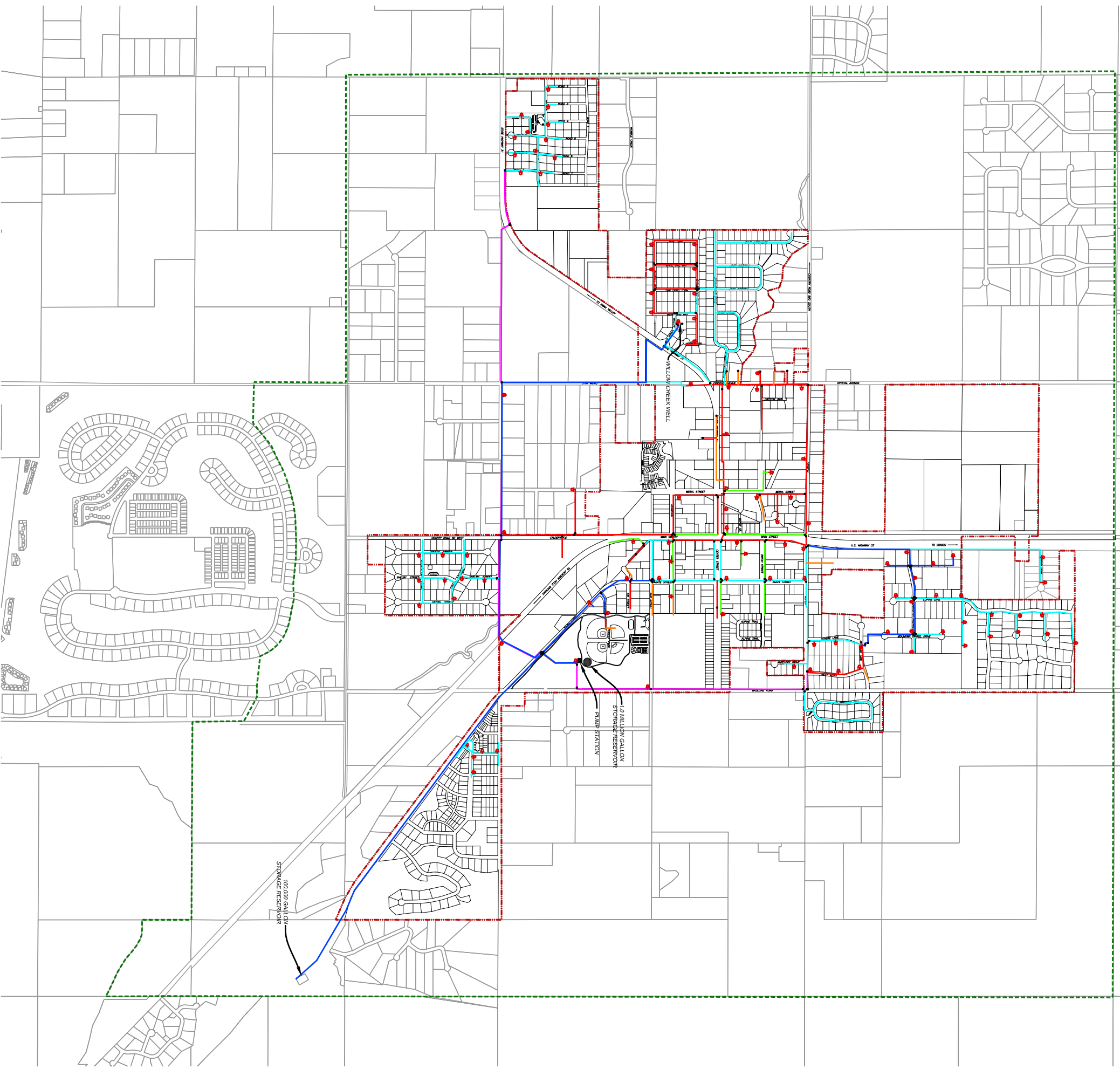


# CULINARY WATER SYSTEM


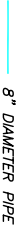

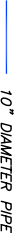
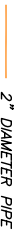


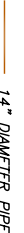



## OF THE CITY OF VICTOR



SCALE  
0 700' 1,400'  
SCALE 1" = 700'



### LEGEND

- |  |                  |   |                   |
|--|------------------|---|-------------------|
|  | CITY LIMITS      |  | 8" DIAMETER PIPE  |
|  | IMPACT AREA      |  | 10" DIAMETER PIPE |
|  | 2" DIAMETER PIPE |  | 12" DIAMETER PIPE |
|  | 4" DIAMETER PIPE |  | 14" DIAMETER PIPE |
|  | 6" DIAMETER PIPE |  | WATER MAIN VALVE  |
|  |                  |  | FIRE HYDRANT      |

